











SN	ITEM	SHAPE	Top Size	SIZE	UNIT	PRICE	PICTURES
1	Tile Drain Size: 6" x 6" Outlet: 4" Dia Material: Stainless steel 304 Thickness: 1.5 mm Model: FD150T	Square	6" x6"	4"	Nos	5,400	
2	Model: Linear Tile Drain Size: 3" x As per clinet Requirment Outlet: 2" Dia Material: Stainless steel 304 Thickness: 1.5 mm	Linear	3" x As per Clinet requirement	2"	RFT	8,400	
3	Model: Iron Man Design Size: 6" x 6" Outlet: 4" Dia Material: Stainless steel 304 Thickness: 1.5 mm	Square	6" x6"	4"	Nos	5,400	
4	Model: Linear Iron man Design Size: 3" x As per clinet Requirment Outlet: 2" Dia Material: Stainless steel 304 Thickness: 1.5 mm	Linear	3" x As per Clinet requirement	2"	RFT	6,400	
5	Model: Versachi Design Size: 6" x 6" Outlet: 4" Dia Material: Stainless steel 304 Thickness: 1.5 mm	Square	6" x6"	4"	Nos	5,400	
6	Model: Linear Versachi Design Size: 3" x As per clinet Requirment Outlet: 2" Dia Material: Stainless steel 304 Thickness: 1.5 mm	Linear	3" x As per Clinet requirement	2"	RFT	6,400	
7	Model: Inclined lining Size: 6" x 6" Outlet: 4" Dia Material: Stainless steel 304 Thickness: 1.5 mm	Square	6" x6"	4"	Nos	5,400	
8	Model: Linear Inclined lining Size: 3" x As per clinet Requirment Outlet: 2" Dia Material: Stainless steel 304 Thickness: 1.5 mm	Linear	3" x As per Clinet requirement	2"	RFT	6,400	
9	Model: Double lining Size: 6" x 6" Outlet: 4" Dia Material: Stainless steel 304 Thickness: 1.5 mm	Square	6" x6"	4"	Nos	6,000	
10	Model: Linear Double lining Size: 3" x As per clinet Requirment Outlet: 2" Dia Material: Stainless steel 304 Thickness: 1.5 mm	Linear	3" x As per Clinet requirement	2"	RFT	7,400	


SN	ITEM	SHAPE	Top Size	SIZE	UNIT	PRICE	PICTURES
11	Model: Square Holes Size: 6" x 6" Outlet: 4" Dia Material: Stainless steel 304 Thickness: 1.5 mm	Square	6" x6"	4"	Nos	6,000	
12	Model: Linear Square Holes Size: 3" x As per clinet Requirement Outlet: 2" Dia Material: Stainless steel 304 Thickness: 1.5 mm	Linear	3" x As per Clinet requirement	2"	RFT	7,400	
13	Model: Geometric Squares Size: 6" x 6" Outlet: 4" Dia Material: Stainless steel 304 Thickness: 1.5 mm	Square	6" x6"	4"	Nos	6,000	
14	Model: Linear Geometric Squares Size: 3" x As per clinet Requirement Outlet: 2" Dia Material: Stainless steel 304 Thickness: 1.5 mm	Linear	3" x As per Clinet requirement	2"	RFT	7,400	
15	Model: Hexagonal Holes Size: 6" x 6" Outlet: 4" Dia Material: Stainless steel 304 Thickness: 1.5 mm	Square	6" x6"	4"	Nos	6,000	 SOLE
16	Model: Linear Hexagonal Hole Size: 3" x As per client Requirement Outlet: 2" Dia Material: Stainless steel 304 Thickness: 1.5 mm	Linear	3" x As per Client requirement	2"	RFT	7,400	 SOLE
17	Model: Wheat Design Size: 6" x 6" Outlet: 4" Dia Material: Stainless steel 304 Thickness: 1.5 mm	Square	6" x6"	4"	Nos	6,000	
18	Model: Linear Wheat Design Size: 3" x As per client Requirement Outlet: 2" Dia Material: Stainless steel 304 Thickness: 1.5 mm	Linear	3" x As per Client requirement	2"	RFT	7,400	
19	Model: Slot Size: 6" x 6" Outlet: 4" Dia Material: Stainless steel 304 Thickness: 1.5 mm	Square	6" x6"	4"	Nos	6,000	 SOLE
20	Model: Linear Slot Size: 3" x As per client Requirement Outlet: 2" Dia Material: Stainless steel 304 Thickness: 1.5 mm	Linear	3" x As per Client requirement	2"	RFT	7,400	 SOLE

SN	ITEM	SHAPE	Top Size	SIZE	UNIT	PRICE	PICTURES
21	Model: Spider Design Size: 6" x 6" Outlet: 4" Dia Material: Stainless steel 304 Thickness: 1.5 mm	Square	6" x6"	4"	Nos	6,000	
22	Model: Cleanout Size: 6" x 6" Outlet: Material: Stainless steel 304 Thickness: 1.5 mm	Square	6" x6"	0	Nos	2,300	
23	Model: Pak Jali Size: 6" x 6" Outlet: 4" Dia Material: Stainless steel 304 Thickness: 1.5 mm	Square	6" x6"	4"	Nos	2,300	
24	Model: Floor Drain Size: 6" x 6" Outlet: 4" Material: Casted Stainless steel 304 Thickness: 4 mm	Square	6" x6"	4"	Nos	6,100	
25	Model: Linear Straight Lines Size: 3" x As per clinet Requirement Outlet: 2" Dia Material: Stainless steel 304 Thickness: 1.5 mm	Linear	3" x As per Clinet requirement	2"	RFT	6,400	
26	Roof Drain Parapet Type Body: Cast Iron Grating : Stainless steel 304 Outlet 4" dia	L shape	8"	4"	No	12,400	
27	Roof Drain Parapet Type Body: Cast Iron Grating : Stainless steel 304 Outlet 6" dia	L shape	13"	6"	No	35,400	
28	Roof Drain Dome Type Body: Cast Iron Grating : Brass Outlet 4" dia	Round	8"	4"	No	12,400	
29	Catch Basin Size: 18" x18" Body: Cast Iron Grating : Cast Iron Outlet/Inlet: 4" dia	Square	18" x 18"	4"	No	42,000	
30	Parking Drain Square Shape Without Bucket Out let from bottom Body: Cast Iron Fixed Type Grating: Cast Iron Weight: for Havey Traffic 5 Ton load	Square	12" x 12" x 10"	4"	No	32,000	



SOLE PRICE LIST Premium Drainage Systems



SN	ITEM	SHAPE	Top Size	SIZE	UNIT	PRICE	PICTURES
31	Manhole Size: 12" x 12" Cost Iron Heavy Duty 5 Ton Capacity	Square	12" x 12"		No	13,000	
32	Round Manhole Size: 12" Dia Cost Iron Heavy Duty 5 Ton Capacity	Square	12" Dia		No	13,000	
33	L Shape Balcony Drain Material: Mild Steel sheet Thickness; 1.5 mm Outlet: 4" dia	L shape	6" x12"	4"	No	7,400	
34	L Shape Balcony Drain Material: Stainless steel 304 Thickness; 1.5 mm Outlet: 4" dia	L shape	6" x12"	4"	No	15,000	
35	Clean Out Size: 6" x 6" Material: Casted Stainless steel Uper surface: 4.5 mm thick SS sheet 304	Square	6" x 6"		No	6,100	